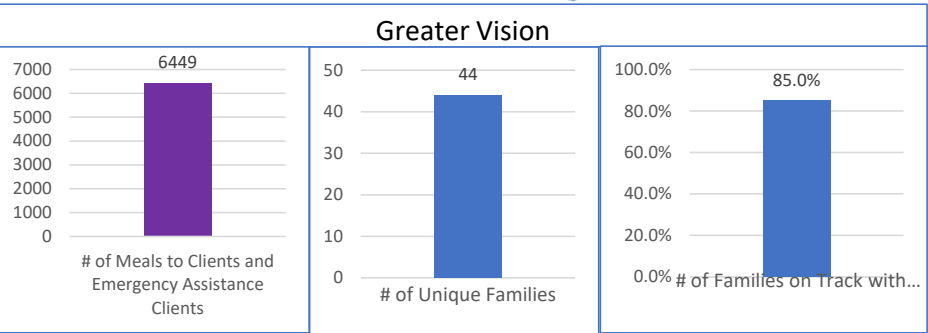
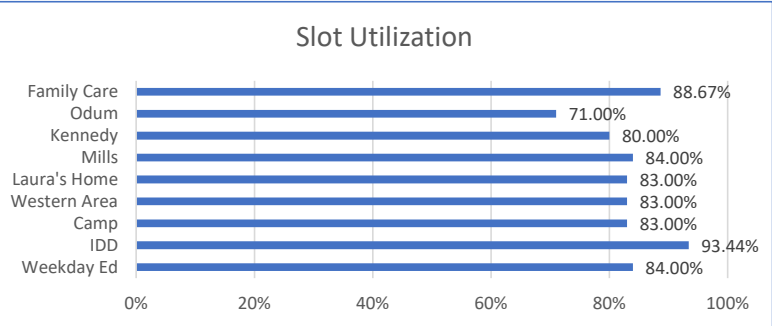
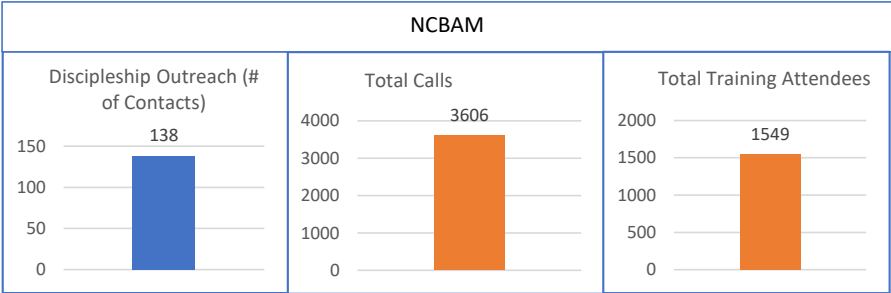
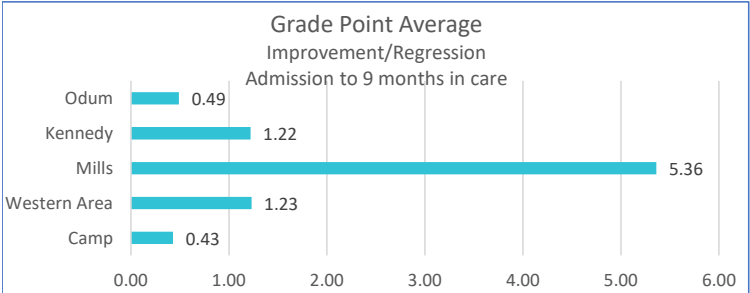
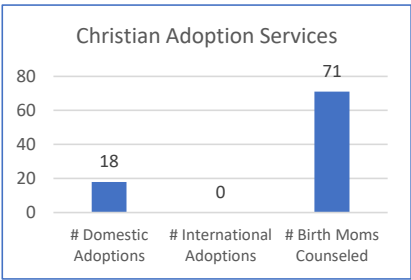
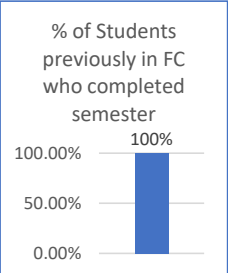
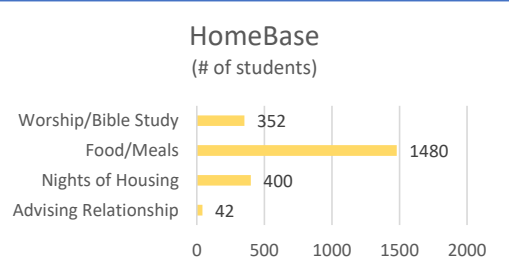
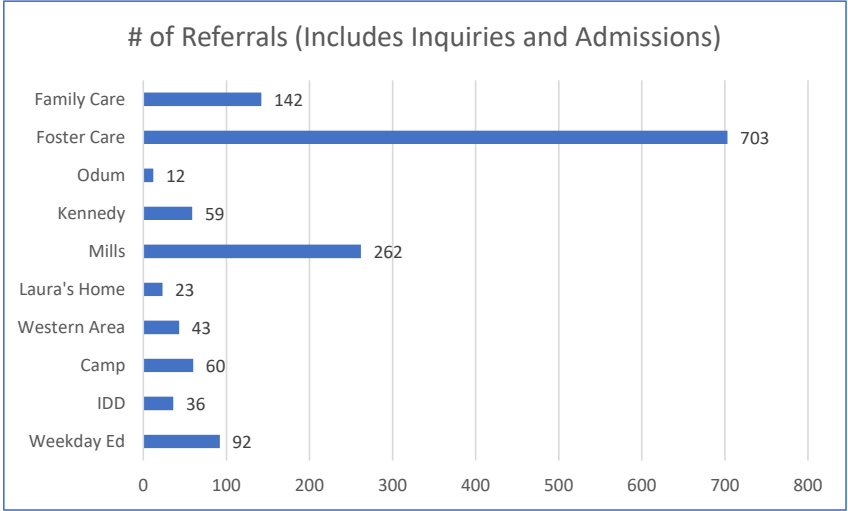


Baptist Children's Homes of NC
Performance and Quality Improvement Dashboard
April 2023-June 2023



Foster Care	Child/Home	Days of Care/Staff
	Goal: >=1.0	Goal: >=550
West Central	1.20	482.53
Eastern	1.14	319.20
Western	1.03	458.80
East Central	0.90	249.86
Total	1.11	395.85





<i>Financial Viability</i>	Cost Per Day of Care	Revenue Per Day of Care
Residential and Campus Services	\$247.65	\$95.00
<i>Odum</i>	<i>\$220.68</i>	<i>\$98.74</i>
<i>Kennedy</i>	<i>\$357.69</i>	<i>\$116.24</i>
<i>Mills</i>	<i>\$295.39</i>	<i>\$113.82</i>
<i>Broyhill</i>	<i>\$196.76</i>	<i>\$87.25</i>
<i>Western Group Homes</i>	<i>\$244.20</i>	<i>\$37.38</i>
Wilderness Camping	\$470.83	\$74.39
<i>Cameron Boys Camp</i>	<i>\$600.90</i>	<i>\$101.72</i>
<i>Camp Duncan</i>	<i>\$367.12</i>	<i>\$47.06</i>
Foster Care	\$68.98	\$61.33
<i>West Central</i>	<i>\$61.25</i>	<i>\$65.24</i>
<i>Eastern</i>	<i>\$76.49</i>	<i>\$53.42</i>
<i>Western</i>	<i>\$71.13</i>	<i>\$61.96</i>
<i>East Central</i>	<i>\$88.70</i>	<i>\$60.37</i>
Family Care	\$23.47	\$0.43
<i>Kennedy Home</i>	<i>\$22.91</i>	<i>\$0.40</i>
<i>Mills Home</i>	<i>\$24.96</i>	<i>\$0.52</i>
IDD	\$170.41	\$122.12
<i>Alverta Bolick</i>	<i>\$120.98</i>	<i>\$80.23</i>
<i>Asheboro</i>	<i>\$147.18</i>	<i>\$126.85</i>
<i>Joy Cove (Lindsay)</i>	<i>\$130.26</i>	<i>\$82.22</i>
<i>Joy Cove (Three Forks)</i>	<i>\$168.52</i>	<i>\$154.34</i>
<i>Sanford (Lanier)</i>	<i>\$121.58</i>	<i>\$101.62</i>
<i>Sanford (Mercer)</i>	<i>\$164.91</i>	<i>\$75.13</i>
<i>Stegall</i>	<i>\$174.80</i>	<i>\$111.66</i>
<i>Winston-Salem (Davis)</i>	<i>\$168.98</i>	<i>\$123.46</i>
<i>Winston-Salem (Hinkle)</i>	<i>\$187.28</i>	<i>\$106.66</i>
Weekday Education	\$74.76	\$38.21